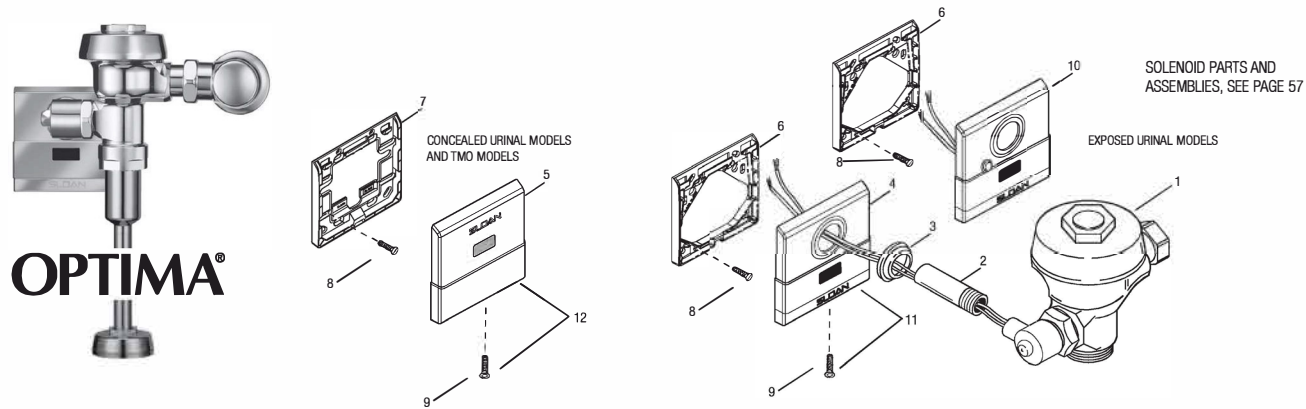


Optima® Flushometer

Current style Royal® (after 09/26/10)

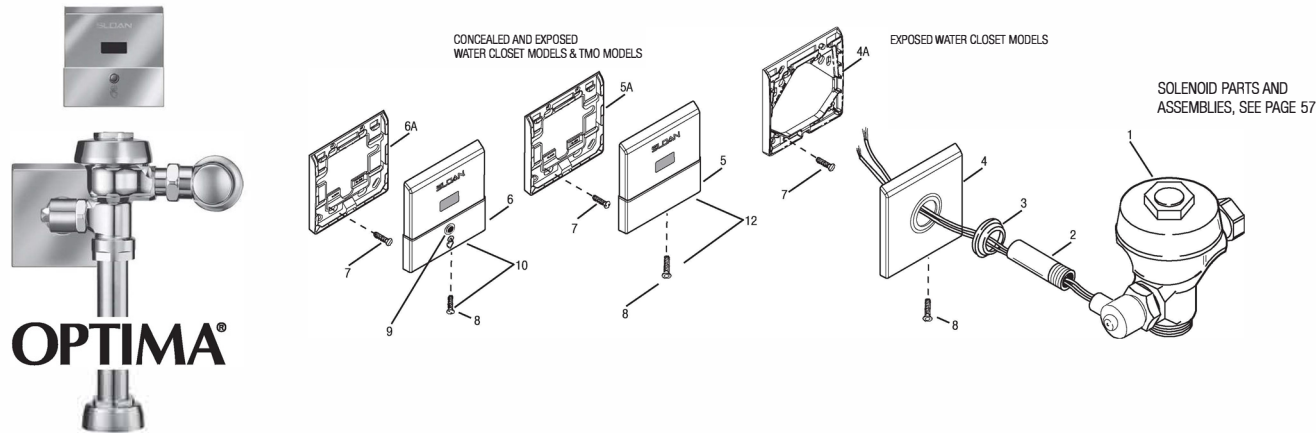


CURRENT COVER AND MOUNTING PLATE PARTS FOR ROYAL® URINAL FLUSHOMETER

Item No.	Part No.	Description
1.	‡	Solenoid Activated Valve Assembly
2.	99112843	Tail Assembly 3/4" x 6"
3.	99284622	Flange Assembly
4.	99442522	CP Cover Plate with Sensor and Mounting Hardware Assembled (Exposed Models) (includes EL-549 mounting plate)
5.	99410503	CP Cover Plate with Sensor Assembled (Concealed Models) (includes EL-592 Moutning Plate)
6.	99773344	Exposed Urinal Mounting Plate Kit

Item No.	Part No.	Description
7.	99773343	Concealed Urinal Mounting Plate Kit
8.	—	Screws (Flat Head Slotted #6/32)
9.	99612217	Wall Plate Screw Kit (#6-32 x 15.87mm)
10.	99921820	CP Cover Plate with Sensor, OR Button and Mounting Hardware Assembled (Exposed Models) (includes EL-549 mounting plate)
†	45587	Urinal Sensor Replacement (Exposed and Concealed Models, not shown)

† NOTE: For exposed & concealed solenoids manufactured before 2003 or not shown here, consult factory for individual part assembly. ‡ Part number varies with valve model variation; consult factory. For Solenoid Breakdown, See Pg 55.



CURRENT COVER AND MOUNTING PLATE PARTS FOR ROYAL® CLOSET FLUSHOMETER

Item No.	Part No.	Description
1.	‡	Solenoid Activated Valve Assembly
2.	99112843	Tail Assembly†
3.	99284622	Flange Assembly
4.	99410572	CP Cover Plate with Mounting Hardware (Closet only) (includes EL-549 mounting plate)
4A.	99773344	Exposed Closet Mounting Plate
5.	99476355	Concealed CP TMO Cover Plate with Sensor (includes Mounting Kit)
5A.	99773343	Concealed Closet TMO Mounting Plate

PLATES ONLY

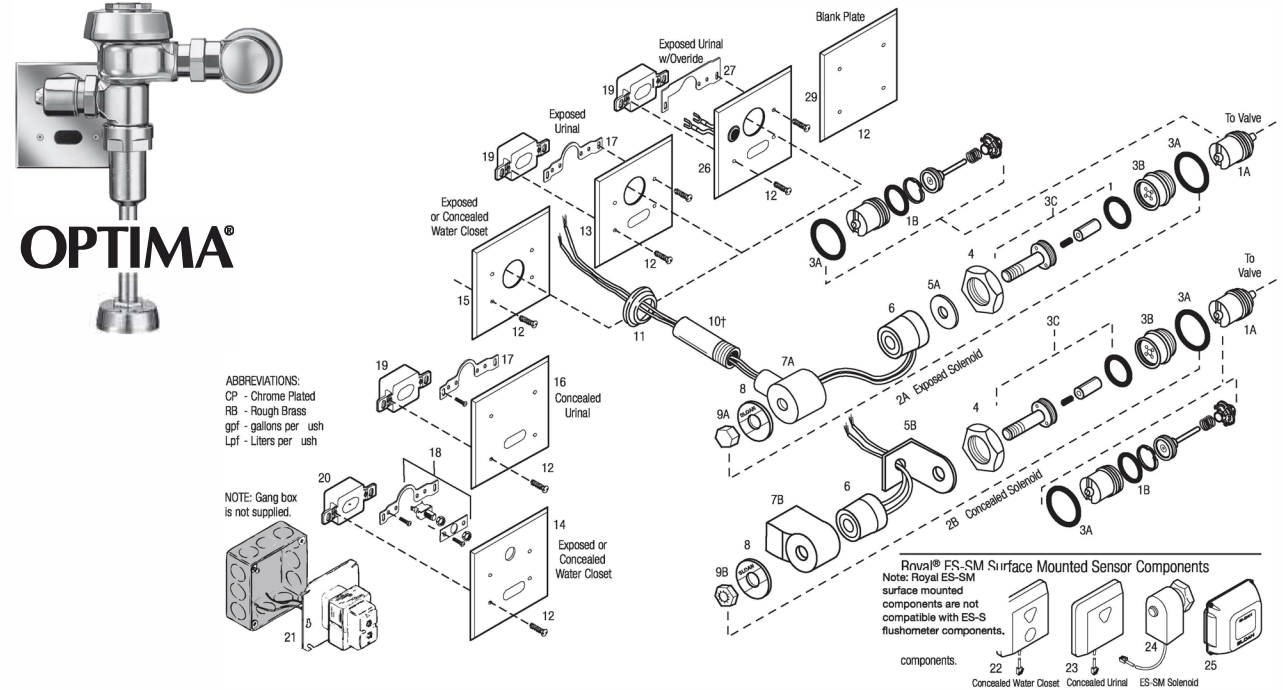
Item No.	Part No.	Description
10.	99632321	EL-1030-A Plate Assembly Only w/ Set Screw*
11.	99673305	EL-1031-A Plate Assembly Only w/ Set Screw*
12.	99673306	EL-1032-A Plate Assembly Only w/ Set Screw*

Item No.	Code No.	Description
6.	99049501	CP Cover Plate with Sensor and Override Switch Assembled (Closet only) Exposed ES-S
6A.	99773343	Exposed & Concealed Closet Mounting
7.	—	Screws (Flat Head Slotted #6/32 Plate
†	45538	Closet Sensor Replacement Kit (Closet only, not shown)
	99773342	Button Assembly Repair Kit
8.	99612217	Wall Plate Screw Kit (#6-32 x 15.87mm) (6 per kit)
9.	99773342	ESS Override Repair Kit for EL-595-A

† NOTE: For exposed & concealed solenoids manufactured before 2003 or not shown here, consult factory for individual part assembly. ‡ Part number varies with valve model variation; consult factory. * Mounting plates do not include sensor. For Solenoid Breakdown, See Pg 57.

Optima® Flushometer

Old Royal® until 05/09, current Sloan/Regal®



SOLENOID/SENSOR PARTS AND ASSEMBLIES LIST

Item No.	Part No.	Description
1A.	45571	Actuator Cartridge Assembly Repair Kit Includes Spring, Plunger Guide, Solenoid Valve Seat, Valve Piston Assembly, and O-Ring (also available for ES-SM flushometers)
1B.	99260240	O-Ring
2A.	99031658	120V only (no sensor)
	99817966	CP Cartridge/Solenoid Kit EL-124-1 (120V) and EL128-A
	99060972	24 VAC Solenoid Assembly (exposed installation) Includes Handle Coupling, 24 VAC Coil, Face Plate for 24 VAC Solenoid, Solenoid Adapter, Solenoid Shaft Assembly, Nut for Solenoid, Solenoid Housing, Solenoid Flux Plate, and O-Ring
	88095464	CP Cartridge/Solenoid Kit EL-124-2 (24V) and EL128-A
2B.	99284615	120V only (no sensor)
	99060463	24 VAC Solenoid Assembly (concealed installation) Includes Handle Coupling, 24 VAC Coil, Face Plate for 24 VAC Solenoid, Solenoid Adapter, Solenoid Shaft Assembly, Nut for Solenoid, Solenoid Base Plate and Solenoid Cover Assembly
3A.	99101753	O-Ring
3B.	99380722	RB Adapter for Solenoid
3C.	45583	Solenoid Shaft Assembly Includes Gasket, Plunger, Plunger Spring, and Solenoid Shaft
4.	44409	CP Handle Coupling (exposed installation)
5A.	88092718	Solenoid Flux Plate (exposed installation) fine thread
5B.	—	N/A Separately
6.	99284618	120 V Coil
	45568	24 VAC Coil
7A.	99342622	CP Solenoid Housing (exposed installation) fine thread
	88092717	CP Solenoid Housing (120V) course thread also used on pre-2001 24 V
7B.	88092769	Solenoid Cover Assembly (Includes Flux Plate)
8.	99440212	Face Plate for 24 VAC Solenoid (exposed installation)

Item No.	Part No.	Description
9A.	990101340	CP Nut for Solenoid (exposed installation)
9B.	88092719	Housing Nut for Solenoid (concealed installation)
10.	99112843	Tail †
	99101722	Old Style ESS 24V course thread (120V also)
	99101721	1-1/4" Extension for EL-123-A course thread
11.	99284622	CP Flange Assembly (exposed installation)
	99101721	Old Style ESS 24V course thread (120V also)
12.	99101718	CP Screws (requires four screws per cover plate) Size# 6-32
13.	99810034	CP Cover Plate for Sensor and Solenoid Operator (Urinal only) (L/L Variation-0305150)
14.	99101717	CP Cover Plate for Sensor and Override Button (Closet only)
15.	99101720	CP Cover Plate for Solenoid Operator (Closet only)
16.	99101727	CP Cover Plate for Sensor
17.	99090111	Yoke Assembly (Urinal only)
18.	99101719	Override Switch and Yoke Assembly (Closet only)
19.	45587	Urinal Sensor Replacement Kit (Urinal only)
20.	45538	Closet Sensor Replacement Kit (Closet only)
21.	99050669	Transformer (120 VAC) (also available for ES-SM flushometers) 50 VA plate mount
	99014024	Transformer (240 VAC) (also available for ES-SM flushometers) 50 VA plate mount
22.	99381106	Surface Mounted Sensor and Override Button Assembly (closet only)
23.	99470764	Surface Mounted Sensor Assembly (urinal only)
24.	99380844	Solenoid Assembly
25.	99100508	Control Module
26.	99087587	Exposed Plate with Override Button (Urinal only)
27.	99087588	Yoke Assembly for EL-566-A
28.	99431562	ESS to TMO Retrofit Kit (Exposed)* 0305148
—	99250920	Repair Tool Kit for EL-163-A Repair Kit 0345016
—	88093297	Override Button Replacement for EL-566-A 3345021
—	88095988	O-ring Repair Kit*
29.	99400482	Blank Plate

† NOTE: For exposed & concealed solenoids manufactured before 2001 or not shown here, consult factory for individual part assembly. * Not Shown

